



CAMINO DE SANTIAGO

BEGINNER'S GUIDE



WELCOME

The Camino de Santiago is one of the longest and most inspiring walks in the world. Every year thousands of pilgrims, walking enthusiasts and explorers embark on a Camino journey.

This ebook is designed for anyone who would like to learn more about the trails, the history and the culture of 'The Way'. If you are planning to go on the Camino for the first time, you will find our best advice in this free guide.

Each section is carefully put together to assist you in learning about the different routes, the places you will visit, the people you will encounter and preparing for the wonderful experience ahead of you.

About Us

CaminoWays.com is a walking and cycling holiday specialist with in depth knowledge on the Camino de Santiago, the Way of St James across France, Spain and Portugal. Our experienced team builds your Camino journey around you.

In addition to the Camino we organise walking holidays on the Camino to Rome (Via Francigena) and St Francis Way (from Florence to Rome) at FrancigenaWays.com as well as exciting walking and cycling holiday at IrelandWays.com and European adventures at RusticRambles.com

Contact Us: info@caminoways.com

Int. +353 1 5252886

Ireland: 01 5252886

UK: 0203 4681516

USA: 646 801 7951

Spain: 923 990672

Table of Contents

20 Camino de Santiago Facts.....	4
.....	6
CHAPTER 1. THE HISTORY	7
The Pilgrimage	7
The Camino Passport.....	8
What is the Compostela?	8
What is the Certificate of Welcome?	9
Follow the Markings	9
.....	11
CHAPTER 2. THE ROUTES	12
Introduction.....	12
How to Choose the Right Route for You?	12
Most Popular Camino Routes	15
.....	17
CHAPTER 3. THE CULTURE	18
Camino de Santiago Lingo	18
Useful Spanish for the Camino.....	19
Useful Portuguese for the Camino.....	21
Useful Galician for your Camino	23
Food on the Camino.....	23
The Camino in 10 Dishes	24
Camino Accommodation Options.....	26
Famous Annual Festivals along the Way.....	29
.....	30
CHAPTER 4. WHEN IS THE BEST TIME TO GO?	31
Weather on the Camino de Santiago	32
.....	33
CHAPTER 5. IS THE CAMINO DIFFICULT?.....	34
CHAPTER 6. GETTING READY.....	36
Fitness & Training.....	36
Packing for Beginners.....	37
Movies about Walking the Camino.....	38
5 Books to Read Before Your Camino Journey.....	39

20 Camino de Santiago Facts

1 Camino de Santiago means Way of St James and refers to the routes leading to Santiago de Compostela, in Galicia.

2 Santiago de Compostela means St the field of stars.

3 There are many Camino de Santiago starting in France, Portugal and Spain.

4 Pilgrims used to start their 'Camino' own homes.



James of routes, from their

5 The yellow scallop shell and yellow arrows mark the way to Santiago.

6 The Camino Primitivo from Oviedo is the oldest Camino route.

7 However, the most famous Camino route is the Camino Francés or French Way starting in St Jean Pied de Port.

8 The trail from St Jean Pied de Port to Santiago is 800kms long and takes approximately five weeks to complete.

9 You need to walk at least 100kms into to receive your Compostela certificate.

10 This makes Sarria (111kms from Santiago) popular starting point for walkers.

11 You will need to cycle at least 200kms Santiago to receive your Compostela certificate.



Santiago the most to

12 Over 200,000 pilgrims arrive in Santiago each year and receive their Compostela certificate.

13 If you walk the Camino for cultural or non-religious/spiritual reasons, you can receive a certificate of welcome.

14 The pilgrim passport (credencial) needs to be stamped at least once a day; or twice a day if you are starting your Camino in Galicia.

15 The stamped pilgrim passport is required to stay in first-come first-served 'albergues' (public hostels). At CaminoWays.com we book accommodation with local guest houses and hotels so you don't have to worry!

16 The 12th century Codex Calixtinus is the oldest Camino de Santiago 'guidebook'.

17 The Camino is a long-distance trail with thousands of kms across Europe.

18 KM 0 of the Camino is actually not in Santiago but in Cape Fisterra, considered to be the 'end of the world'.

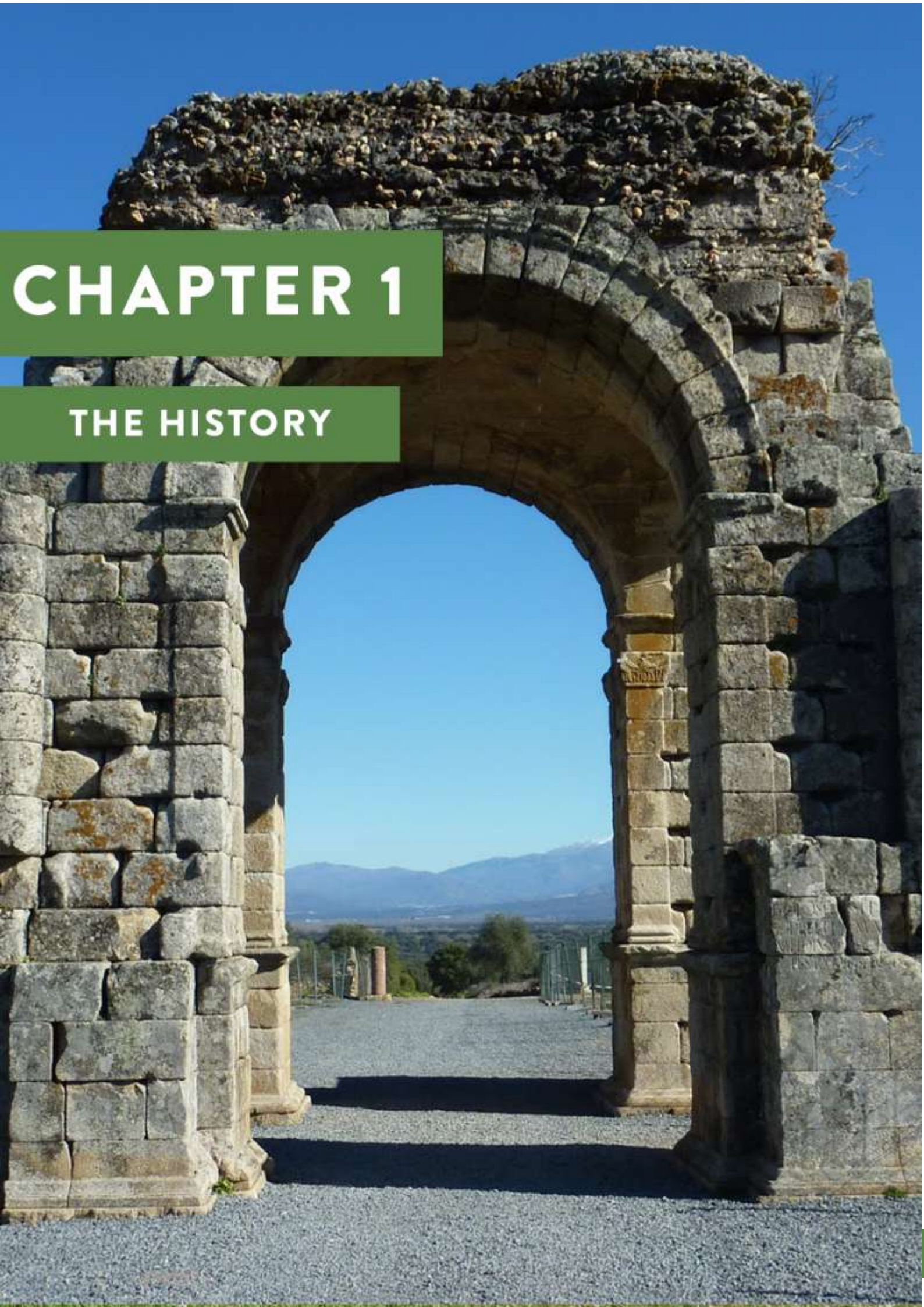
19 25th July is St James Day, a holiday in Santiago and Galicia.

20 Santiago de Compostela old town is a UNESCO-listed heritage site since 1985 and its University dates back to 1495.



CHAPTER 1

THE HISTORY



CHAPTER 1. THE HISTORY

The Pilgrimage

The history of the pilgrimage to Santiago de Compostela stretches back more than 1000 years to the discovery of the body of Saint James during the reign of King Alfonso II (792-842). Saint James was believed to have been the great evangelist of Spain and for many hundreds of years there had been a scholarly tradition supporting this belief. The discovery of the relics of Saint James then became a focal point for pilgrims.

Though a few pilgrims to Santiago are recorded in the 10th century, and many more in the 11th, it was in the early 12th century, and particularly under the energetic promotion of Archbishop Diego Gelmírez (1100-1140), that Santiago came to rank with Rome and Jerusalem as one of the greatest destinations of medieval pilgrimage. The cathedral was built over the site of the tomb, and gradually houses were established, for example from Cluny in Burgundy and from Aurillac in Cantal, along the developing pilgrimage route. The 12th and 13th centuries are considered to have been the golden age of the pilgrimage to Santiago.

In the last 30 years in particular there has been a huge growth in interest and in the number of pilgrims travelling on foot, by bike or on horseback. Pilgrims were encouraged by the visits by Pope John Paul II in 1982; in 1989 when World Youth Day was held in Santiago and also by the first big Xacobeo year of 1993. The number of pilgrims continues to grow. In 1985 1,245 pilgrims arrived in Santiago. In the 2010 Holy Year (when 25th July falls on a Sunday) 272,703 pilgrims received the Compostela.




years to the reign of Alfonso II, already a scholarly tradition supported the discovery point for

in the 10th century, and many more in the early 12th century, and particularly under the energetic promotion of Archbishop Diego Gelmírez (1100-1140), that Santiago came to rank with Rome and Jerusalem as one of the greatest destinations of medieval pilgrimage. The first houses were established, for example from Cluny in Burgundy and from Aurillac in Cantal, along the developing pilgrimage route. The 12th and 13th centuries are considered to have been the golden age of the pilgrimage to Santiago.

The Camino Passport

This Camino passport (Credencial del Peregrino) will be proof that you have walked the 100km necessary to obtain your 'Compostela' or 'Certificate', the official documents testament to your journey. CaminoWays.com has its own 'Pilgrim Passport' that walkers can get stamped and take to the Pilgrims Office in Santiago to get their Compostela or certificate of pilgrimage.

If you start your Camino in Galicia you will need to collect at least two stamps per day from churches, town halls or other official establishments on your way to Santiago (at least for the last 100km). If you start from outside Galicia you will only need one stamp per day. Once in Santiago de Compostela, you must show your stamped Pilgrim Passport at the Pilgrims Office to apply for your Compostela certificate and any other pilgrim certificate you might want to receive.



What is the Compostela?

The 'Compostela' is the original religious certificate written in Latin, expended by the Church when pilgrims prove they have either walked 100km or cycled (or travelled by horse) 200km to Santiago de Compostela.

From the XIII century, the Church introduced a more rigorous system based on letters, the origin of the 'Compostela'. The 'Compostela' was a valuable document: pilgrims used to travel to Santiago in pilgrimage, in many cases as a penance. For some, walking to Santiago and getting their 'Compostela' meant they had secured their reference letter or VIP ticket to heaven: the 'Compostela' was considered an important paper, one to show St Peter at the gates of heaven!



What is the Certificate of Welcome?

Today, many cycle or walk the Camino for leisure, as a cultural experience and other non-religious reasons but this doesn't mean you can't get a certificate of this very special journey. Pilgrims travelling for sport or cultural reasons can obtain a non-religious version of the Compostela, called Certificate of Welcome, also from the Pilgrims Office in Santiago (Rúa do Vilar). The same rule of 100km for walkers and 200km for cyclists and horse riders apply for this certificate.

Both the Compostela and Certificate of Welcome were redesigned in May 2014 and both documents are now written in Latin. Compostelas and certificates are issued to pilgrims, on a donation basis, by the Pilgrims Office in Santiago.



Follow the Markings

The scallop shell

The scallop shell is one of the most iconic symbols of the Camino de Santiago and today it is used, along with the yellow arrow, to guide pilgrims heading to Santiago de Compostela along its many different routes. Painted on trees, sidewalks, tiles, etc... the scallop shell (or 'vieira' in Galician and Spanish) will help travellers find their way. There are many stories, legends and myths trying to explain the ancient link between the scallop shell and the Saint James Way. It is no coincidence that in French the scallop is called Coquille Saint Jacques, while in German scallops are called 'Jakobsmuscheln' (James mussels). The scallop shell is said to be a metaphor, its lines



representing the different routes pilgrims travel from all over the world, all walking trails leading to one point: the tomb of Saint James in Santiago de Compostela. However, it is open to interpretation. Which side points to Santiago? In some regions, the scallop's longest line is considered the one pointing towards Santiago. This is the case in Asturias, for example if you are walking the Original Way or the Northern Way, and some parts of the Portuguese Way. But don't let this fact confuse you, take the scallop shell as a symbol of the Camino, reassuring you that you are on the right path! The scallops are most of the time placed next to a yellow arrow so always follow the arrows (no confusion here!), as they are the most accurate 'road signs' to follow. Medieval pilgrims often wore a scallop shell attached to their cloaks or hats during their journey to Santiago. More than being just a symbol or a pilgrim badge, the scallop shells also had a practical purpose: they were a handy and light replacement for a bowl so the pilgrims could use them to hold their food and drink on their long journey. Pilgrims would also be given food at churches and other establishments, and a scallop shell scoop was the measure for the food they would be donated.

Since the scallop is native to the coast of Galicia, the shell also became a memento, a physical proof of having completed the pilgrimage to Santiago (and quite often walked to or via Fisterra, on the Costa da Morte). The

shells could be picked up at the very end of the journey in Fisterra but also became a popular souvenir and source of business for the shops near the Cathedral in Santiago and other establishments along the way.

Following The Yellow Arrow

The name of Don Elías Valiña Sampedro might not ring any bells but you will certainly recognise his most 'famous' creation: the yellow arrow pointing the way along the Camino de Santiago. Don Elías (1929-1989) was the parish priest in O Cebreiro in Lugo and studied the history of the St James Way pilgrimage to Santiago in depth, writing many documents, articles and even a thesis on the Camino de Santiago for the University of Salamanca.

Don Elías was a bit of visionary and a Camino 'pioneer': after years studying the St James Way, he was convinced of the importance of this ancient trail and set himself the challenge of reviving the route we call the French Way. In 1984, he put in motion his mission to rescue, clean and mark the trails along Camino, starting in Roncesvalles, in the Pyrenees.



He also started painting the iconic yellow arrows to indicate the right way at the various tricky crossroads along the trail. Legend has it that Don Elías drove across the whole north of Spain on his Citroën GS packed with yellow paint, painting arrows leading to Santiago.

He also promoted the creation groups and associations to revive and maintain the different stretches of the Camino; and travelled to other European universities and conferences to explain the importance of the Camino de Santiago as a space of communication and understanding for people of many nationalities. So today's walkers owe much more to Don Elías than just the yellow arrows helping them find their way, in fact. We probably owe him the fact that the Camino is still in existence at all!

Back in the 80s, when encountered by curious bystanders (and even the police!) Don Elías would explain he was 'planning an invasion'.

Since he died in 1989, he didn't get to see his vision for an 'invasion' fully accomplished but we are sure he would be pleased to see the Camino today and would rejoice at the view of thousands of pilgrims of all ages and nationalities following his yellow arrows to Santiago every year.

CHAPTER 2

THE ROUTES



CHAPTER 2. THE ROUTES

Introduction

Over 240,000 pilgrims trekked at least 100km of the Camino de Santiago in 2014 alone with thousands more walking the different Camino routes and sections across France, Portugal and Spain each year.

The route that you choose for your Camino journey will depend on a numbers of factors; are you a solo traveller, are you going with a group, are you doing the Camino for spiritual reasons, are you doing the Camino for a new adventure, what airport would you like to, what type of weather are you looking for?...

Our travel specialists are experts in helping you decide which route is best for you. In the meantime we have put together a guide to help you choose and have included a list of the most popular walking and cycling routes.



How to Choose the Right Route for You?

Which one is the best Camino de Santiago route for you? Our Camino travel specialists have compiled a list of useful tips to help you choose the right Camino de Santiago route:

It is my first Camino and I'm looking for a social experience

If the social element of the Camino de experience and meeting fellow pilgrims along important for you, the French Way is your best French Way, or Camino Francés, is the most route, starting in Saint Jean Pied de Port, so it best Camino for those looking for that special social experience or who have never walked before. It takes approximately 30 days to walk Jean Pied de Port to Santiago de Compostela walk shorter stretches. According to statistics



Santiago the way is option. The popular is also the Camino the Camino from Saint but you can from the Pilgrims Office in Santiago, over 70% of those receiving the Compostela certificate walk the Camino Francés. The second most popular would be the Portuguese Camino (nearly 14%) and the Northern Way (over 6%).

But I don't have much time

You don't have to start your Camino walk in Pied de Port, you can start at any stage of the create an itinerary adapted to the time you available. At CaminoWays.com we have French Way in 8 sections, for example, the from Sarria to Santiago can be done in 7 have two weeks you could start your walk in Ponferrada, for example, and so on. Sarria most popular starting point of the Camino, Saint Jean Pied de Port, León and O and Porto, on the Portuguese Way, are also among the top Camino starting points.



Saint Jean way and have divided the last section, days. If you further away is actually the followed by Cebreiro. Tui

I'd prefer a quieter route

There are thousands of kilometres of Camino Spain, Portugal and France so there are for those looking for a quieter route. If you finish in Santiago, you could walk the Via de Ourense; or the English Way from Ferrol in a will still meet pilgrims but far less than on the And if you'd like to have the best of both could start in Lugo city: walking a couple of the Original Way and then joining the French Way half way to Santiago. This will allow you two quiet days and three days of socialising as you approach Santiago.



trails across many options are looking to la Plata from week. You French Way. worlds you days along

I've done the French Way before, what could I do next?

If you are already familiar with the 'classic French Way, you have plenty of other routes Our suggestions: you could go for the Way, the second most popular; you could Finisterre and Muxía Way, starting in Santiago Compostela and heading to the Atlantic you could try any of the fantastic Camino France such as Le Puy, Chemin d'Arles or Way. Or, if you would like to try something could walk another heritage trail: the Via in Italy.



Camino', the to explore. Portuguese walk the de Ocean; or routes in Vézelay different, you Francigena

I love cycling

You can cycle most of the Camino routes. In general, our Camino cycling packages cover an average of 50 to 60km per day, depending on the terrain; double the amount of kms you would cover walking. We recommend cycling the Camino only for those familiar with cycling and basic bike maintenance.



I am a very experienced walker, I'd love a challenge

If you feel you'd like to walk more kilometres than those we have allocated to each section, let the travel team know. However, we feel they offer a good balance, are challenging enough and give you the chance to wind down in the evenings. The Original Camino from Oviedo, across the mountains, could be a good option for you, as it is one of the most challenging sections. However this is a quite a quiet route.

I'd like to walk a coastal route but also see Santiago

If you are looking for a Summer Camino with coastal tracks, there are a couple of fantastic options: the Portuguese Coastal Way, starting in Porto, follows the Atlantic coastline to Baiona in the first week, then continues along the seaside villages and towns of the Rías Baixas until Pontevedra. You could also choose the Finisterre and Muxía Way, the only route starting in Santiago, to discover the fabulous Costa da Morte with its pristine villages.



I'd like to walk a Camino along the coast but don't need to finish in Santiago

Then the Northern Way is perfect for you, particularly sections 2 and 3: between the cities of Bilbao and Santander; and further on the green Northern coast to the seaside town of Ribadesella.

I'm travelling on my own but I'd like to have a social experience

If you are travelling on your own but are looking to meet people and make friends, we would recommend you choose the French Way. You can either book a self-guided tour or join one of our Camino guided tours.

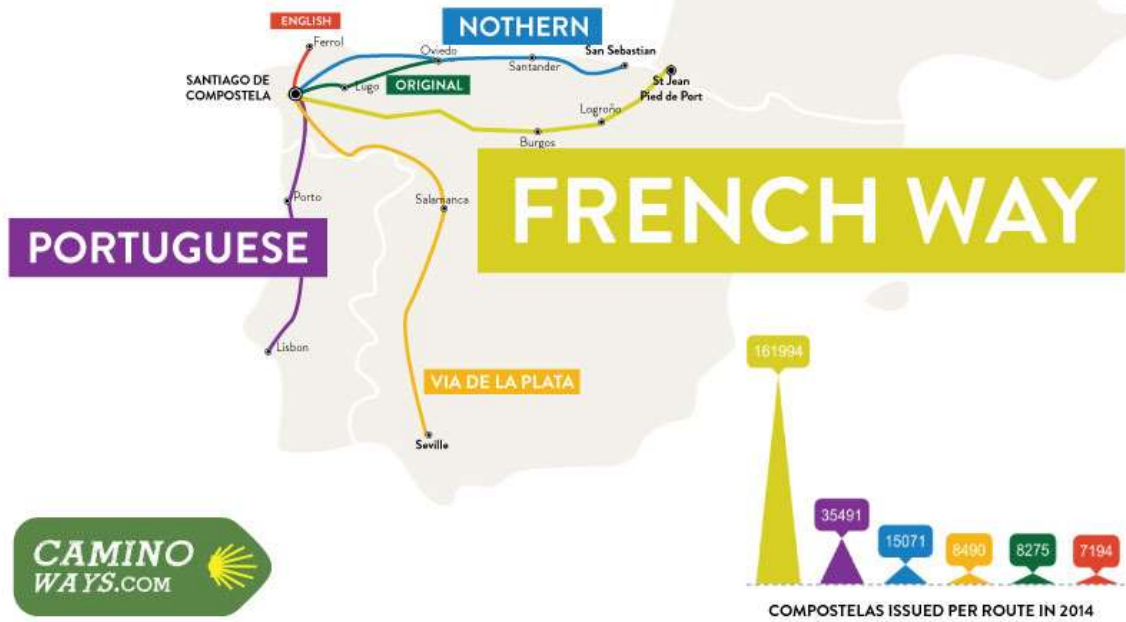


Most Popular Camino Routes

- The most popular Camino de Santiago route is still the Camino Francés or French Way with 68.10% of all Compostelas issued (161.994 people) in 2014.
- The classic Camino Portugués is the second most popular with 14.92% of all pilgrims, 35.491.
- Camino del Norte – Northern Way is third with 6.34% (over 15.071)
- Via de la Plata follows with 3.57% of all pilgrims (8.490)
- Camino Primitivo or Original Way is next with 3.48% (8.275)
- The English Way or Camino Inglés attracted 3.02% of pilgrims (7.194). Still not at the top but one of the routes experiencing the biggest growth. The Camino Ingles received 1.86% of all pilgrims reaching Santiago in 2013.


It is worth noting that statistics only account for those pilgrims who have received the Compostela, hence finishing in Santiago and therefore not taking into consideration those pilgrims walking stretches of the Camino de Santiago routes in France, Spain or Portugal for instance but not reaching Santiago.

MOST POPULAR CAMINO DE SANTIAGO ROUTES



CHAPTER 3

THE CULTURE



CHAPTER 3. THE CULTURE

Camino de Santiago Lingo

Here is a short and fun guide to the most useful Camino de Santiago lingo, a few sentences in Spanish and Galician to help you along the way!

Buen Camino! – This is the one sentence you will always remember. It is the meet and greet between pilgrims, and between pilgrims and locals.

Bo Camiño / Bon Camiño - Once you are in Galicia you might hear this instead! As it is in Galician language. As you enter Galicia, you'll see the Camino is referred to as: Camiño de Santiago.

Ultreia! – It is a less known version of 'Buen Camino!' but the sentiment remains the same: safe journey to Santiago!

Peregrino: male pilgrim / **Peregrina:** female pilgrim

Bicigrino: male bike pilgrim / **Bicigrina:** female bike pilgrim

Me gusta... el pulpo (Spanish): I like... octopus. Of course you can replace 'octopuses with any other food of your choice! Calamares (squid), pollo (chicken), caldo gallego (Galician stew), ensalada (salad)...

No me gusta... el pulpo: I don't like... octopus. Non me gusta ... o pulpo would be the same in Galician.

Me encanta ... el pulpo: I love... octopus. Encántame ... o pulpo in Galician.

Me duelen los pies (Spanish) Dóenme os pés (Galician): my feet are sore

Necesito... un café: I need ... a coffee but you can easily replace coffee with...

Un descanso: a little rest or break

Por favor: please

Muchas gracias (Spanish) Moitas grazas (Galician): thank you very much!

Useful Spanish for the Camino

English

Spanish

I'm looking for...

Estoy buscando

I'd like to...

Quisiera

Where is...?

Donde está...?

How much is ...?

Cuanto cuesta...?

Where are the toilets?

Dónde están los servicios?

Does anyone here speak English?

Hay alguien que hable inglés?

Hello

Hola

Good morning

Buenos días

Good evening

Buenas noches

Bye/See you

Adiós

Please

Por favor

Thank you

Gracias

You're welcome

De nada

Sorry/Excuse me

Perdone

What's your name?

Como te llamas?

My name is	Me llamo
It's a pleasure to meet you	Encantado/a
Where are you from?	De dónde eres?
I am from...	Soy de...
Can I have a ... beer please?	Una cerveza por favor?
Could you help me please?	Puede ayudarme, por favor?
I'm allergic to...	Soy alérgico/a a...
ATM	Cajero
How do I get to...?	Como puedo llegar a...?
Is it far?	Está lejos?
Go straight ahead	Vaya derecho
Turn left	Tuerza a la izquierda
Turn right	Tuerza a la derecha
I am lost	Estoy perdido/a
Where is the ...hospital? post office? bus station?	Dónde está... el hospital? correos? estación de bus?

Useful Portuguese for the Camino

English

Portuguese

I'm looking for...

Estou à procura de...

Where is...?

Onde é...? (for a place)

Onde está...? (for someone)

How much is ...?

Quanto custa...?

Quanto é...?

Where are the toilets?

Onde é a casa de banho?

Does anyone here speak English?

Alguém fala inglês?

Hello

Olá

Good morning

Bom dia

Good evening

Boa noite

Bye/See you

Tchau / Até logo

Please

Por favor

Thank you

Obrigado

You're welcome

De nada

Sorry/Excuse me

Desculpe / Com licença

What's your name?

Como é que se chama?

Qual é o seu nome?

My name is	Meu nome é...
Where are you from?	De onde você é?
I am from...	Sou de...
Can I have a ... beer please?	Posso ter uma cerveja, por favor?
Could you help me please?	Poderia ajudar me por favor?
I'm allergic to...	Sou alérgico/a a...
I'm looking for the...	Estou a procura de...
How do I get to...?	Como chego ao.....?
Is it far?	Fica longe?
Go straight ahead	Siga em frente
Turn left	Vire à esquerda
Turn right	Vire à direita
I am lost	Estou perdido/a
Where is the ...hospital? post office? bus station?	Onde é ... o Hospital? Correios? Estação de ônibus?

Useful Galician for your Camino

Santiago de Compostela is the capital of Galicia, as such you will encounter many signs and businesses using Galician (galego), as well as native speakers.

English

Galego

Does anyone speak English?

Alguén fala inglés?

Hello

Ola

Good morning

Bos días

Good afternoon

Boas tardes

I'm allergic

Son alérxico (male) alérxica (female)

What's your name?

Cómo se chama?

I am from...

Son de... Irlanda (Ireland), Estados Unidos (USA)...

What time is it?

Qué hora é?

What time does the bus leave?

A qué hora sae o bus?

What time does the bus arrive?

A qué hora chega o bus?

Today

Hoxe

Tomorrow

Mañá

I'm looking for

Estou buscando...

Food on the Camino

Many walkers booking with us ask the Customer Care team about the food options included as part of the standard package. 'What will I be eating?' seems to be one of the most common questions. Our standard package includes half board accommodation. So, what's the food like on the Camino? What will you be eating?

Breakfast

Breakfast is always included in the price of your room (room prices in Spain include breakfast at no additional cost) but the type of breakfast offered will depend on the hotel. Continental breakfast is the norm, as cooked breakfasts aren't common in France, Spain or Portugal. A frequent option will be buffet-style breakfast including fruit, bread or toast, pastries or cake, cheese and cold meats, coffee, tea and juice.

Lunch

Lunch is generally organised independently. We recommend you visit the local shop at your departure point or stop in the bigger towns/villages along the way to purchase basic supplies, including water, snacks, fruit, etc... Depending on the section of the Camino or route chosen, you might be able to stop at cafés along the way.

Dinner

Our standard package includes dinners during the trek (apart from the first and last night) and these will be generally the 'Pilgrim menu', including three starters to choose from, three mains and desert. Starters usually include soup or broth, salad or fish. Mains usually include fish or meat with chips, potatoes and bread. There is typically a vegetarian option.

Alcoholic drinks are generally not included. It might be included at the hotels' discretion. Some might provide wine free of charge but it is not included as standard. The type of dish will vary depending on the region you are walking, as each area has its own seasonal and local dishes and specialities. For example, fish will be more common in Galicia, the Northern Coast and the Portuguese coastal regions than in other inland areas.

The Camino in 10 Dishes

The many routes of the Camino de cross different regions (in some cases each with its own traditions, culture and are walking the Camino de Santiago French Way, from the French border, some classic dishes and traditional you will be able to taste.



Santiago countries), food. If you along the here are produce

1-White Asparagus

Navarra's white asparagus are the most famous in Spain. They are delicious with just a dollop of mayonnaise sauce. Another Navarrese speciality is 'pochas', a regional type of bean, stewed with Serrano ham cubes. Here's a picture of Helena from Casa Sabina in Roncesvalles, serving her delicious 'pochas'.

2-Chilindrón sauce

Chilindrón is a traditional sauce from Navarra, Basque Country and Aragón regions, made with red vegetables, mainly tomatoes and red peppers. You will likely find meats such as lamb or chicken cooked 'al chilindrón', in 'chilindrón' sauce.

3-Potatoes Rioja style

From La Rioja region of course, famous for its red wine, you will find a variety of dishes cooked 'a la Riojana', 'Rioja-style', including potatoes. This is more than just a potato dish, the potatoes are stewed in a clear broth with chorizo sausage.

4-Ice cream in Logroño

Marzipan, goats cheese with blueberries, cherry and orange sorbets, Ferrero Rocher... any ice cream flavour you might imagine you will find it in Logroño, capital of La Rioja and famous for its wine but also a city with a deep ice-making tradition.

5-Tapas in Burgos

Go for tapas in the many bars in Burgos, offering a wide variety of flavours and combinations so you can taste as many different dishes as possible.

6-Cured meats in León

As you get into Castilla-León, cured meats become even more prominent in restaurant menus. Cecina, smoked beef, is a local specialty and cured meats (embutidos) from this region are of exceptional quality.



7-Cakes and Chocolate from Astorga

Astorga had at one stage up to 64 chocolate factories – we were assured by Camino, the shop assistant, at the Alonso Mantecados shop in the Plaza de España. As good an excuse as any to stop and taste some of the artisan chocolate made locally. Don't forget to try the famous 'mantecados' (little buttery cakes) and 'hojaldres' (super sweet sticky puffy pastries). There is also a chocolate museum in town.

8-Botillo in El Bierzo

You will cross El Bierzo on sections 6 and 7 of the French Way, its capital being Ponferrada. The most famous dish of this region is 'botillo'. It is a dish where various parts of the pig chopped, seasoned,

spiced and stuffed together to be cured and smoked for a few days. It gets cooked and sliced before serving and can also be eaten in stews.

9-Octopus 'market fair style' in Melide

Galicia's most traditional dish is octopus, traditionally on market days, hence its Galego (pulpo á feira – octopus market Stop for a 'ración' (portion) at a real bar or restaurant specialised in cooking where the octopus is simply boiled and sprinkle of sea salt and smoked paprika.



eaten name in day style). 'pulpería', a octopus, served with a

10-Arzúa cheese

Before you get to Santiago, you will pass the market town of Arzúa. Explore the small shops in town to get a taste of the local cheese, for example at the old school butcher shop of father and son Luís and Luís, also known as 'Carnicería Tarazona'. They will milk the cow for fresh milk on the spot and they sell the traditional Arzúa cheese, as well as their meats. The family has been running the establishment for over 100 years.

Camino Accommodation Options

There are many different types and styles of accommodation along the Camino de Santiago, ranging from hostels to guest houses and luxurious paradores.

Albergues – hostels

There is a good network of albergues (hostels) along the Camino de Santiago, particularly along the most popular route such as the French Way or Camino Frances. The classic Camino albergues are public, run by 'hospitaleros' (Camino volunteers) and they can't be booked in advance. Beds in dorms are allocated on a first come first served basis. You will need to have your passport stamped, as part of the 'check in' process and walkers always take priority over other pilgrims (ie. on horse back or bike pilgrims).



Guest houses – pensiones

Guest houses can be called 'pensiones', 'hostales' or 'casa' and they are small family-run businesses. They might not have a star rating but they are a good accommodation option where you will have your own room and they'll generally provide dinner.

Hotels

Bigger Camino towns and cities will have a good range of hotels of all styles and sizes, from 3 star to 4 and 5 star rated properties.

Paradores

A parador is a luxury hotel belonging to the state-run company Paradores in Spain. They are usually historic buildings such as castles and monasteries; as well as buildings set in nature reserves and areas of outstanding beauty. Check out the many paradores located on the Camino de Santiago in our article: [What is a Parador?](#) The most famous Camino de Santiago parador is the Hostal dos Reis Catolicos in Santiago de Compostela; which has been in operation for 500 years. In Portugal, you will find similar properties and they are called Pousadas de Portugal.

Casas Rurales

Casas Rurales or country cottages are a relatively recent development in the hospitality industry in Galicia and North West Spain; and one that has brought new life to many rural communities. They are boutique country properties refurbished keeping in mind the traditional architecture of the region. They are generally farm houses, manor houses and restored homesteads located in rural settings; they generally offer home-cooking using local or even home-grown produce. We work with many casas rurales along the different Camino de Santiago routes and we arrange for our clients to be picked up from the trail.



Bigger towns and cities will have a better choice and range of accommodation options; while accommodation in smaller villages and hamlets can be limited. The Camino is a long-distance trail so the mix of accommodation styles will also be part of your journey.

The French Way – Camino Francés is the most popular route and therefore the one with a wider range of accommodation options, however it also gets busier, particularly in Summer months certain towns might get completely booked up. Our advice: if you are planning your trip on the French Way, book well in advance.



At CaminoWays.com we don't provide hostel accommodation and we work with the best accommodation options for each route and section. Our standard packages generally include accommodation in hotels, guest houses and casas rurales; we also have a 'country cottages' option in Galicia and a Superior Collection where you will get booked in the top properties along the way,

including 4 and 5-star hotels where available. We visit our partner properties every year to ensure we always offer the best option available for our Camino tours.

Famous Annual Festivals along the Way

From street concerts and bull running to racing and grape harvesting – the Camino offers something for everyone to enjoy.

1. Ancient Carnival and flour battle in Laza
The tiny village of Laza in Ourense is one of the oldest carnival festivals the world.

2. Holy Week in Ferrol and Seville (April):
Seville and Ferrol host some of the most important Easter celebrations in Spain.



horse offers

(March):
home to
(Entroido) in

The cities of

4. São João in Porto (June): Fireworks, grilled sardines, dancing and street concerts – all in the spectacular setting of Porto’s UNESCO riverfront.

5. Running of the Bulls in Pamplona (July): Pamplona’s world famous running of the bulls, San Fermín, has amazed visitors for centuries, including writer Ernest Hemingway.

6. Saint James Celebrations in Santiago de Compostela (July): 25th July marks Saint James Day so it is the most important festivity along the Camino de Santiago. Many pilgrims aim to reach Santiago de Compostela on 25th July, just in time for Saint James’ Day and the consequent celebrations that take place. From free concerts to firework shows, there is plenty to keep you entertained after your rewarding trek. Get a real insight into Galician culture with the wide range of traditional music and dance performances that take place in the city’s old town and main squares.

8. Wine harvest in La Rioja (September): The city of Logroño celebrates its most famous export with the Fiesta de la Vendimia Riojana, the Rioja Grape Harvest Festival.

9. San Froilán in Lugo (October): Originally an agricultural fair, San Froilán is one of Galicia’s best loved festivals.

CHAPTER 4

THE BEST TIME TO GO?



CHAPTER 4. WHEN IS THE BEST TIME TO GO?

The best time of the year to do the Camino de Santiago is during the Spring and Autumn seasons when the weather is more hospitable. If you intend to walk during the summer months, please be aware that the summer months will be hot, especially areas of no shades (trees), along the Camino, and therefore it's advisable that you bring along the essential items to avoid sunstroke.

It is important to keep in mind that the popularity of Camino has increased over the past decade. Therefore you are likely to find more walkers/ pilgrim during the peak season. Please note that if you intend to walk during the winter months, low season, you will find the route more challenging due to the snowy and cold weather. Moreover many cafes, restaurants and accommodations may close (more rural areas) during the winter period (if you book with us you will not have accommodation problem).

Most of the holidays are run year round. Spring to autumn is the most popular time to walk or cycle the Camino de Santiago. In summer, especially in North West Spain, it is generally never very hot and can be less crowded than the month of May, June and September. Have a look at our map below about the weather on the Camino de Santiago. Hover over the towns to check average temperatures and rainfall.



Weather on the Camino de Santiago

The weather on the Camino de Santiago will depend on the season and the region you choose to travel. Some parts of Spain can reach very high temperatures during Summer, but from Autumn to Spring you will find colder days.

During late Autumn and Winter some hotels might close and flights and ferries operate less frequently than in the warmer months. Daylight hours are also reduced, so you will need to adjust and manage better the daily distance you want to cover. The weather on the Camino de Santiago starts to get milder in Spring.

The rainiest months are definitely in Autumn but Spring can also be pretty rainy. In the North of Spain, it is not unusual to get some rainy days in the Summer also.

A positive aspect of Autumn and early Spring (October and April for example), is that the number of pilgrims on the Camino de Santiago is lower than July and August, when the affluence of pilgrims can be very high. Bear in mind some sections might be too hot for walking in July and August, for example, the Via de la Plata in Andalucía.

Some sections are not recommended during Winter season: from October/November to February/March, as there might be snow in high altitude and it could be very difficult to walk. This is the case in sections crossing mountains along the Route Napoleón in the Pyrenees. During the coldest months. This section is usually completely covered by snow. For this reason, it would be very difficult and unpleasant for you to walk and for us to transfer your luggage. The mountains of León (section 6), O Cebreiro (section 7) and Section 1 of the Original Way from Oviedo to Lugo also get snow in the Winter. However most sections approaching Santiago, including the last section of the French Way from Sarria to Santiago, are quite low in altitude and therefore pretty mild in Winter.

The landscape, climate and weather on the Camino de Santiago is very varied, not just from one country to another, but also from one city to the next.

Always make sure that you check the forecast before leaving for your Camino holiday.



CHAPTER 5

IS THE CAMINO DIFFICULT?



CHAPTER 5. IS THE CAMINO DIFFICULT?

Our holidays are graded in three Easy (1,2), Moderate (3,4) and Challenging grading system will allow you to select the holiday for yourself or your group. We aim the best experiences and unforgettable on a holiday where your desire for a comfort and safety are our priority.



categories: (5). This ideal to offer you memories challenge,

Have a look at our grading system that will to decide which walking trip is best for grading our holidays, we take 3 main factors into consideration: Distance, Gradient, Trail Type (i.e. mountain track, forest road, surfaced road, etc.)

assist you you! When

Our Easy walking and cycling holidays are best for families with young children. With older children, experience and fitness level should be considered when deciding on a holiday.

Easy (1,2)

- Time: Under 5 hours per day on average.
- Gradient: Gentle, no steep climbs.
- Trail Type: Walking path, easily accessible.
- Suitable for: Everybody. Some easy preparation walks should increase your enjoyment.

Moderate (3,4)

- Time: 5 to 7 hours / less than 20km per day on average.
- Gradient: Up to 1000m ascent per day on average, possibility of some steep climbing.
- Trail Type: Walking paths, mountain trails, not technically difficult.
- Suitable for: Moderate level of fitness required. Some weekend walks of around 3-4 hours should help your preparation.

Challenging (5)

- Time: Days can be over 7 hours / 20km.
- Gradient: Days can be more than 1000m, some steep climbing.
- Trail Type: Walking paths, mountain trails, can be technically difficult.
- Suitable for: Good level of fitness required. Previous experience would be best. These should include some mountain walks.

CHAPTER 6

GETTING READY



CHAPTER 6. GETTING READY

Fitness & Training

One of the main questions people ask is, will I physically be able for this? So allow me answer that question in two parts: "Yes!" and 'You will be!' You now have 6 months to prepare, to get in shape and allow your body to adapt to the physical requirements which will be demanded for your Camino adventure.

What is your physical condition? I would recommend a visit to your general practitioner for an overall check-up before you set off on your travels. If you have a health concern/condition, knowing and understanding the implications and consequences of strenuous exercise will be very important.

Are you in good shape? If not, then let's get you started on a regular fitness programme, one which is consistent, realistic and enjoyable. We have created a 6 month 'general programme' that will get you in shape before your Camino.

Regular walks of 25-30 minutes three times per week on alternate days and combining walking with jogging. Include your hiking gear and keep your routes varied (mixing hills, steps and uneven terrain). Take more difficult hikes; add to your existing fitness programme always making sure that it works in accordance to the demands of your Camino.

5 Great Exercises for Walkers

1. Front of Thigh: Catch heel with hand and bring forward to buttocks. Use a wall or partner for balance. Ensure knees are aligned and back is straight. Hold stretch for 30 seconds, repeat.



2. Back of Lower Leg: Bring one leg in front of the other, toes pointing straight. Keep heel of back leg firmly on the ground. Lean gently forward. Keep leg straight, keep heel on the ground.

3. Ab Work Out on the Move: Blow out until you can't anymore. You will feel your tummy getting tight. Once you feel tightness, hold and breathe normally. Do it as often as when walking or cycling, holding for 15-30 seconds each



any more.
you can
time.



4. Shoulder Stretch: Bring the arm you want to stretch across your chest. Hold this arm with the other, pushing it towards your chest. You should feel a pull in your shoulders. Hold stretch for 30 seconds.

5. Shin Stretch: Place one leg across and in front of the other. Place tip of foot on ground. With the knee of the leg behind press gently on the calf of the leg in front. A stretch can be felt on the lower leg in front. Hold for 30 seconds and repeat.

Download our full 6 month fitness plan at <http://caminoways.com/get-your-camino-de-santiago-training-ebook-now>

Packing for Beginners

This is a big adventure and needs to be taken seriously. For this reason we have designed a Free Packing Guide and prepared a list of gear you should take to the Camino. Of course this list will need to be adapted to your personal preferences as well as the season and section of the Camino you choose to walk, but it will give you a good idea of what to wear!

There is nothing worse than bringing the wrong gear to a walking trip. You should always check the weather forecast online before you travel. If you travel in summer there is no need to bring heavy

hiking boots, as they will only slow you down. In this case, we suggest you bring a good pair of running shoes. However during the winter season, runners are not good in wet weather. Boots will also be a good choice especially in mountainous terrain. Also bring an extra pair of comfortable shoes or sandals for after the hike.

Your feet are the most important part of your body and you should really look after them while you're on a walking holiday. Socks are in fact a very important and underrated item. Bring good socks that won't slip under the foot while you're walking, and if they can be higher than the ankle even better! Merino wool is the best material. It is light, it doesn't smell and it doesn't irritate. Bring many socks and remember to change them right after having walked your daily distance.

Movies about Walking the Camino



The Way (2011) - This is probably the most popular movies about the Camino de Santiago. The story follows a loving father and son plot, detailing the journey of Thomas Avery (actor Martin Sheen) along the Camino de Santiago route to Santiago de Compostela. The film starts off with the death of Mr.Avery's son, played by Emilio Estevez. Mr.Avery uses various points along the Camino to scatter his sons ashes. There are some great scenes of the Northern Spain's landscapes.

Walking the Camino: 6 Ways to Santiago (2009) - This is a great documentary film for anyone interested in learning about the Camino Walk. The director Lydia B.Smith and her crew begin their journey at St.John Pied de Port, travelling to the finish line at Santiago de Compostela. They meet over 15 pilgrims and interview many Camino experts along the way.

Tres en el Camino (2004) - This critically acclaimed documentary is also called 'Within the Way Without'. The story tells the journey of three individuals; one lonely man from Holland, a Japanese poet and a strong Brazilian girl. Each character is walking the Camino in different seasons of the year and for different reasons. This film has recently been made available to watch on YouTube.

Oh Ye of Little Faith (2004) - Paul Tobey is both a renowned film-maker and a pianist. This is evident in his movie with some beautifully composed music. In this film we get sample the stunning scenery along the route of Camino Frances. It also brings us closer to the pilgrims spiritual journey with interviews of some modern day spiritual adventure seekers.

Camino, the journey to Santiago (2013) - 'Camino, the journey to Santiago' is a short independent documentary filmed by Alicia Wszelaki and premiered in 2013. Beautifully shot, this intimate film follows the Camino journey from St Jean Pied de Port to Fisterra. In 2013 we interviewed director Alicia about her Camino movie.

5 Books to Read Before Your Camino Journey

1. The Pilgrimage by Paulo Coelho

This was the famous authors first book, written in 1987. In the book he reflects on his experiences as he embarked on a journey of discovery to Santiago de Compostela in 1986. Readers are aware that this is not a travel guide and it will not provide a picture of any trails on the Camino walking route.



book Paulo
should self-
be be
detailed

2. The Camino: A Journey of the Spirit by Shirley MacLaine

Shirley MacLaine is well known as an academy award winning actress. For Shirley, the journey of the Camino was a physical and emotional challenge. Although we are listing it as one of the travel books to read it should be noted that this book is more about Shirley's dreams and reflections than the physical environment encountered on the various routes.

3. Buen Camino by Natasha and Peter Murtagh

This is a joint writing venture between a father and a daughter who embarked on the journey together. It provides a nice account of various aspects of the most popular route along the Camino Frances. Starting out with an Irish pilgrimage to Croagh Patrick and finishing the walk at Finisterre. This is a travel book and the reader will be glad to learn of tips along the way.

4. Spanish Steps: Travels With my Donkey by Tim Moore

This is one of the funnier travel books about the pilgrims journey. Tim provides a welcome break from the spiritual, drama heavy writing often linked with the long walk on the Camino. The novel starts with a simply read history of the route followed by a comical account of his journey on a donkey called Shinto. Readers who have already completed the pilgrimage will delight in the comical characters in this novel.

5. The Longest Way Home by Andrew McCarthy

Hollywood actor Andrew takes us on his personal journey along the trails of the Camino de Santiago. This is an honest account of Andrew's experience walking the Camino detailing his commitment struggles and the highlights of his career. This is more of a travel diary than a travel book as it doesn't give a lot of detail about the various stops along the way. However, it does give a full picture of Andrew's reasons for embarking on the journey.

**THANK YOU
FOR DOWNLOADING
THE CAMINO BEGINNERS GUIDE**

**START PLANNING AT
CAMINOWAYS.COM**

**FOR MORE ADVICE
INFO@CAMINOWAYS.COM**